

NISSAN

Spare Parts















Table of contents:

- ENGINE GASKETS & SEALS
- IGNITION
- COOLING SYSTEM
- FUEL SYSTEM
- TIMING
- ENGINE PARTS
- BRAKE
- STEERING
- HYDRAULIC & MAST
- ALTERNATORS & STARTERS
- CHASSIS
- FILTERS
- CONNECTORS










ENGINE GASKETS & SEALS

NISSAN

| | |
|---|---|
| <p>MANIFOLD GASKET</p>  <p>Silnik H20II, H25 14035-50K00</p> <p>SAW/120292</p> | <p>MANIFOLD GASKET</p>  <p>Silnik K21, K25 14035-FY500</p> <p>SAW/120293</p> |
| <p>HEAD GASKET</p>  <p>Seria D01S, J01S, J02 Silnik H20-II 11044-50K00</p> <p>SAW/115959</p> | <p>HEAD GASKET</p>  <p>Seria H92, H02S Silnik H20 11044-00H00</p> <p>SAW/120039</p> |
| <p>HEAD GASKET</p>  <p>Seria D02S, J02, J02S Silnik H25 11044-60K00</p> <p>SAW/120040</p> | <p>HEAD GASKET</p>  <p>Seria D03S, D04S, 1F1 Silnik K15, K21, K25 11044-FU400</p> <p>SAW/120041</p> |
| <p>HEAD GASKET</p>  <p>Seria D01S, D02S, J01 J01S, J02, J02S Silnik TD27</p> <p>SAW/120042</p> | <p>VALVE COVER GASKET</p>  <p>Silnik H25, H20, H20-II, H15 13270-E3400</p> <p>SAW/116059</p> |
| <p>VALVE COVER GASKET</p>  <p>Silnik K2, K25 13270-FY50A</p> <p>SAW/120286</p> | <p>VALVE SEAL</p>  <p>Silnik K15, K21, K25, H20-II, H25 13207-53F00</p> <p>SAW/119898</p> |

ENGINE GASKETS & SEALS

NISSAN

| | |
|--|--|
| <p>OVERHAUL GASKET KIT</p>  <p>Seria D01S, J01S, J02 Silnik H20-II 10101-50K25</p> <p>SAW/120016</p> | <p>OVERHAUL GASKET KIT</p>  <p>Seria D02S, J02, J02S Silnik H25 10101-50K25</p> <p>SAW/120017</p> |
| <p>OVERHAUL GASKET KIT</p>  <p>Seria D03S, D04S, 1F1 Silnik K15, K21, K25 10101-FY52K</p> <p>SAW/120018</p> | <p>OVERHAUL GASKET KIT</p>  <p>Seria D01S, D02S, J01 J01S, J02, J02S Silnik TD27</p> <p>SAW/120019</p> |
| <p>REAR OIL SEAL</p>  <p>Silnik H20</p> <p>SAW/116729</p> | <p>REAR OIL SEAL</p>  <p>SILNIK H20</p> <p>SAW/116730</p> |
| <p>REAR OIL SEAL</p>  <p>Silnik H20-II</p> <p>SAW/116731</p> | |

IGNITION NISSAN

| | |
|--|--|
| <p>DISTRIBUTOR</p>  <p>Silnik H15, H20, H25, K15, K21 22100-60K10</p> <p>SAW/115583</p> | <p>DISTRIBUTOR</p>  <p>Silnik H20 OLD MODEL 22100-49206</p> <p>SAW/117762</p> |
| <p>IGNITION COIL</p>  <p>Silnik K15, K21, H20-II 22448-AR215</p> <p>SAW/118966</p> | <p>DISTRIBUTOR CAP</p>  <p>Silnik H15, H20-II, H25 Silnik K15, K21, K25</p> <p>SAW/116144</p> |
| <p>IGNITION MODULE</p>  <p>Silnik K15, K21, H20-II 22010-55K10</p> <p>SAW/118967</p> | <p>ROTOR</p>  <p>Seria H15, H20-II, H25 Silnik K15, K21, K25 22157-55K10</p> <p>SAW/116455</p> |
| <p>ROTOR</p>  <p>Silnik A15, H20-old, J15 22157-R9007</p> <p>SAW/116456</p> | <p>IGNITION WIRE SET</p>  <p>Silnik H20-II, K15, K21, K25 22450-50K50</p> <p>SAW/118686</p> |
| <p>IGNITION WIRE SET</p>  <p>OLD MODEL Silnik H20-OLD 22450-L1125 22450-L1051</p> <p>SAW/118895</p> | <p>IGNITION WIRE SET</p>  <p>Silnik A15, J15 22450-L1600</p> <p>SAW/118896</p> |

IGNITION

NISSAN

| | |
|---|---|
| <p>ROTOR SIGNAL</p>  <p>Silnik H20-II, K15, K21, K25 22229-50Y10</p> <p>SAW/118968</p> | <p>SWITCH</p>  <p>Seria D02B, D01B P1F1, P1F2 25150-GG10B</p> <p>SAW/120030</p> |
| <p>SWITCH</p>  <p>Seria L01, L02 D01A, D02A 25150-02H01</p> <p>SAW/120031</p> | <p>SPARK PLUG</p>  <p>Silnik K15, K21, K25</p> <p>SAW/116925</p> |











COOLING SYSTEM

NISSAN

| | |
|---|--|
| <p>RADIATOR</p>  <p>Seria D01A Silnik H20, TD27 21450-5K100</p> <p>SAW/214645</p> | <p>RADIATOR</p>  <p>Seria D01B Silnik K21, QD32 21450-GJ00A</p> <p>SAW/214646</p> |
| <p>RADIATOR</p>  <p>Seria L01/L02 15-35 P1F1/P1F2 21460-FJ10A</p> <p>SAW/214647</p> | <p>RADIATOR</p>  <p>Seria D02A Silnik H25, TD27 21450-6K000</p> <p>SAW/214648</p> |
| <p>RADIATOR</p>  <p>Seria D02B 20-32 Silnik K25, QD32 21450-GJ30A</p> <p>SAW/214649</p> | <p>TEMPERATURE SWITCH</p>  <p>Silnik H20-II, H25, K15, K21 K25, TD27, QD32 25080-89903</p> <p>SAW/119440</p> |
| <p>TEMPERATURE SWITCH</p>  <p>Silnik SD25, SD33T, TD27, TD42, QD32 22630-10G00</p> <p>SAW/119441</p> | <p>TEMPERATURE SWITCH</p>  <p>Silnik K15, K21, K25, H25 22630-44B20</p> <p>SAW/119442</p> |
| <p>WATER PUMP</p>  <p>Silnik H20- OLD; Z24 21010-L1100</p> <p>SAW/117241</p> | <p>HOSE</p>  <p>Góra</p> <p>Seria D01 Silnik H20; TD27 do 2007 21501-FA000</p> <p>SAW/119457</p> |











COOLING SYSTEM

NISSAN

| | |
|--|--|
| <p>HOSE</p>  <p>Dót</p> <p>Seria D01 Silnik H20 21503-FA000</p> <p>SAW/119458</p> | <p>HOSE</p>  <p>Góra</p> <p>Seria D02 Silnik H25 21501-FA201</p> <p>SAW/119459</p> |
| <p>HOSE</p>  <p>Dót</p> <p>Seria D02 Silnik H25 21503-FA201</p> <p>SAW/119460</p> | <p>HOSE</p>  <p>Góra</p> <p>Seria D01 Silnik K21 21501-GJ00A</p> <p>SAW/119461</p> |
| <p>HOSE</p>  <p>Dót</p> <p>Seria D01 Silnik K21 21503-GJ00A</p> <p>SAW/119462</p> | <p>HOSE</p>  <p>Góra</p> <p>Seria L01, 1F1 Silnik K15, K21 21501-FJ100</p> <p>SAW/119463</p> |
| <p>HOSE</p>  <p>Dót</p> <p>Seria L01, 1F1 Silnik K15, K21 21503-FJ100</p> <p>SAW/119464</p> | <p>HOSE</p>  <p>Góra</p> <p>Seria L02, 1F2 Silnik K21, K25 21501-FK101</p> <p>SAW/119465</p> |
| <p>HOSE</p>  <p>Dót</p> <p>Seria L02, 1F2 Silnik K21, K25 21503-FK100</p> <p>SAW/119466</p> | <p>HOSE</p>  <p>Góra</p> <p>Seria D02 Silnik K25 21501-GJ00A</p> <p>SAW/119467</p> |





COOLING SYSTEM

NISSAN

| | |
|--|--|
| <p>HOSE</p>  <p>Dół</p> <p>Seria D02 Silnik K25 21503-GJ30A</p> <p>SAW/119468</p> | <p>HOSE</p>  <p>Góra</p> <p>Seria D01 Silnik TD27 po 2007 21501-FA100</p> <p>SAW/119469</p> |
| <p>HOSE</p>  <p>Dół</p> <p>Seria D01 Silnik TD27 21503-FA100</p> <p>SAW/119470</p> | <p>HOSE</p>  <p>Góra</p> <p>Seria D02 Silnik TD27 21501-FA301</p> <p>SAW/119471</p> |
| <p>HOSE</p>  <p>Dół</p> <p>Seria D02 Silnik TD27 21503-FA301</p> <p>SAW/119472</p> | <p>HOSE</p>  <p>Góra</p> <p>Seria P1F2 20-35 Silnik QD32 21501-GG30A</p> <p>SAW/119854</p> |
| <p>HOSE</p>  <p>Dół</p> <p>Seria P1F2 20-35 Silnik QD32 21503-GG30A</p> <p>SAW/119855</p> | <p>WATER PUMP</p>  <p>Silnik TD 27 21010-40K26</p> <p>SAW/118912</p> |
| <p>WATER PUMP</p>  <p>Silnik K15, K21, K25 21010-FU425</p> <p>SAW/118913</p> | <p>WATER PUMP</p>  <p>Silnik H15, H20-II, H25 21010-50K26</p> <p>SAW/118914</p> |

COOLING SYSTEM

NISSAN

| | |
|---|--|
| <p>THERMOSTAT</p>  <p>Silnik H20-II, K21, K25 TD27, SD25 21200-96061</p> <p>SAW/119017</p> | <p>FAN BLADE</p>  <p>Φ- 400 mm</p> <p>Silnik H20-II, H25, TD27 21060-50K00 21060-90073</p> <p>SAW/119005</p> |
| <p>FAN BLADE</p>  <p>Silnik K21, K25 21060-FU410</p> <p>SAW/119006</p> | <p>FAN BLADE</p>  <p>Φ-390 mm</p> <p>Silnik H20-OLD, A15, J15 21060-48210</p> <p>SAW/119059</p> |











FUEL SYSTEM

NISSAN

| | |
|---|--|
| <p>CARBURETOR</p>  <p>Silnik H15, H20, H25 16010-55K01 16010-50K00</p> <p>SAW/115763</p> | <p>CARBURETOR</p>  <p>Seria H15, H20, H25, K15, K21, K25 16010-FT200 16010-FT100</p> <p>SAW/120331</p> |
| <p>CONVERTOR</p>  <p>IMPCO COBRA Oryginał</p> <p>SAW/113382</p> | <p>CONVERTOR</p>  <p>IMPCO JB-2 Oryginał</p> <p>SAW/113383</p> |
| <p>CONVERTOR</p>  <p>IMPCO COBRA GENERIC</p> <p>SAW/118671</p> | <p>CONVERTOR</p>  <p>IMPCO JB-2 GENERIC</p> <p>SAW/118672</p> |
| <p>FUEL PUMP</p>  <p>Silnik H15, H20, H20II, H25 17010-50K00</p> <p>SAW/120530</p> | <p>FUEL PUMP</p>  <p>Silnik K21, K25 17010-50K60</p> <p>SAW/120531</p> |
| <p>BRACKET, LPG</p>  <p>NISSAN</p> <p>SAW/113940</p> | <p>LOCKOFF VALVE</p>  <p>IMPCO VFF-30-2 Oryginał</p> <p>SAW/118650</p> |

FUEL SYSTEM

NISSAN

| | |
|--|---|
| <p>LOCKOFF VALVE</p>  <p>IMPCO VFF-30-2 GENERIC</p> <p>SAW/118651</p> | <p>FILTER KIT</p>  <p>IMPCO VFF30</p> <p>SAW/118680</p> |
| <p>DIAPHRAGM KIT</p>  <p>IMPCO RK-COBRA Oryginał</p> <p>SAW/113389</p> | <p>DIAPHRAGM KIT</p>  <p>IMPCO RK-J-2 Oryginał/ BLACK</p> <p>SAW/113390</p> |
| <p>DIAPHRAGM KIT</p>  <p>IMPCO RK-J-2 Oryginał/ SILICONE</p> <p>SAW/118662</p> | <p>DIAPHRAGM KIT</p>  <p>Impco J Mini kit</p> <p>SAW/118615</p> |
| <p>DIAPHRAGM KIT</p>  <p>Impco COBRA Mini kit</p> <p>SAW/118616</p> | <p>DIAPHRAGM KIT</p>  <p>IMPCO RK-J-2 GENERIC</p> <p>SAW/118661</p> |
| <p>DIAPHRAGM KIT</p>  <p>NIKKI AISAN (3 elementy) Opcja bez zaworka</p> <p>SAW/119845</p> | <p>DIAPHRAGM KIT</p>  <p>17120-6K000</p> <p>SAW/120279</p> |

FUEL SYSTEM

NISSAN

REPAIR KIT



IMPCO RK-VFF30-2
Oryginał/ BLACK

SAW/118663

REPAIR KIT



IMPCO RK-VFF30-2
Oryginał/ SILICONE

SAW/118664

REPAIR KIT



IMPCO RK-VFF30-2
GENERIC

SAW/113391

TIMING NISSAN

CRANKSHAFT GEAR



Silnik H20, H25
12351-50K00

SAW/120461

CRANKSHAFT GEAR



Silnik K15, K21, K25
12351-FU400

SAW/120462

TIMING SET



Silnik K21, K25

SAW/119987

TIMING SET



Silnik H14, H20-II, H25

SAW/120191

CAMSHAFT









Silnik H20II, H25
K15, K21, K25
13001-50K00

SAW/119988











ENGINE PARTS

NISSAN

| | |
|---|--|
| <p>OIL PRESSURE SWITCH</p>  <p>Silnik H20-II, H25, K15, K21, K25 25240-89911</p> <p>SAW/119816</p> | <p>CYLINDER HEAD</p> <p>Uzbrojona</p>  <p>Silnik K15, K21, K25 11040-FY501</p> <p>SAW/119993</p> |
| <p>CYLINDER HEAD</p> <p>Nieuzbrojona</p>  <p>Silnik H20-II 11040-50K02</p> <p>SAW/119994</p> | <p>CYLINDER HEAD</p>  <p>Silnik K15, K21, K25 11040-FY501</p> <p>SAW/120192</p> |
| <p>CYLINDER HEAD</p>  <p>Silnik H15, H20-II, H25 11040-50K02</p> <p>SAW/120476</p> | <p>CYLINDER HEAD</p>  <p>Silnik K15, K21, K25 11040-FY501</p> <p>SAW/120477</p> |
| <p>CONNECTING ROD</p>  <p>Silnik K25 12100-FY50A</p> <p>SAW/120188</p> | <p>CONNECTING ROD</p>  <p>Silnik K21 12100-FU40A 12100-FU400</p> <p>SAW/120189</p> |
| <p>Korbowód</p>  <p>Silnik H20II 12100-50K00</p> <p>SAW/120190</p> | <p>CONNECTING ROD BEARINGS</p>  |

ENGINE PARTS

NISSAN





| | |
|---|---|
| <p>PISTON RING SETS</p>  | <p>OIL PUMP</p>  <p>Silnik H15, H20, H20II H25, K15, K21, K25 15010-GQ70D</p> <p>SAW/120529</p> |
| <p>BOLT CYLINDER HEAD</p>  <p>Silnik H20-II, H25 11057-H5000</p> <p>SAW/118501</p> | <p>BOLT CYLINDER HEAD</p>  <p>Silnik TD27 11056-43G00 11056-09D60</p> <p>SAW/120203</p> |
| <p>BOLT CYLINDER HEAD</p>  <p>Silnik K15, K21, K25 11056-FY500</p> <p>SAW/120555</p> | <p>PISTON SETS</p>  |
| <p>CRANKSHAFT</p>  <p>Silnik H20-II 12201-50K00</p> <p>SAW/120010</p> | <p>CRANKSHAFT</p>  <p>Silnik K21 12201-FU400</p> <p>SAW/120011</p> |
| <p>CRANKSHAFT</p>  <p>Silnik K25 12201-FU500</p> <p>SAW/120012</p> | <p>CRANKSHAFT</p>  <p>Silnik H25 12201-60K00</p> <p>SAW/120013</p> |

ENGINE PARTS
NISSAN









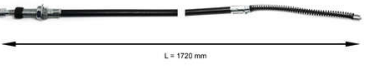

VALVES






BRAKE NISSAN











| | |
|---|--|
| <p>LEVER</p>  <p>LH, RH</p> <p>Seria D01, L01 10-18 J01, J01S 44210-00H00</p> <p>SAW/118558</p> | <p>LEVER</p>  <p>LH, RH</p> <p>Seria D02, L02 20-30 od 1.07.2005 44096-53H02</p> <p>SAW/118559</p> |
| <p>LEVER</p>  <p>LH</p> <p>Seria H02, J02, D02 20-30 J02, J02S 44211-22H00</p> <p>SAW/118562</p> | <p>LEVER</p>  <p>RH</p> <p>Seria H02, J02, D02 20-30 J02, J02S 44210-22H00</p> <p>SAW/118563</p> |
| <p>ADJUSTER</p>  <p>LH</p> <p>Seria D02, L02, P1F2 Od 1.07.2005 44201-FK000</p> <p>SAW/119333</p> | <p>ADJUSTER</p>  <p>RH</p> <p>Seria D02, L02, P1F2 Od 1.07.2005 44200-FK000</p> <p>SAW/119334</p> |
| <p>WHEEL CYLINDER</p>  <p>LH,RH</p> <p>Seria J01, L01, D01 44100-FJ501</p> <p>SAW/112713</p> | <p>WHEEL CYLINDER</p>  <p>Seria J02, D02 44100-22H00</p> <p>SAW/112715</p> |
| <p>WHEEL CYLINDER</p>  <p>Seria L 02 44100-FK000</p> <p>SAW/119077</p> | <p>BRAKE CABLE</p>  <p>LH</p> <p>Seria L02 20-30 36531-FK001</p> <p>L = 1165 mm</p> <p>SAW/118126</p> |

BRAKE NISSAN











| | |
|--|--|
| <p>BRAKE CABLE</p> <p>RH</p> <p>Seria J01 36530-43K00</p>  <p>L = 2020 mm</p> <p>SAW/119327</p> | <p>BRAKE CABLE</p> <p>LH</p> <p>Seria J01 36531-43K00</p>  <p>L = 1265 mm</p> <p>SAW/119328</p> |
| <p>BRAKE CABLE</p> <p>LH</p> <p>Seria J02 36531-51K00</p>  <p>L = 1150 mm</p> <p>SAW/119329</p> | <p>BRAKE CABLE</p> <p>RH</p> <p>Seria J02 36530-51K00</p>  <p>L = 2110 mm</p> <p>SAW/119330</p> |
| <p>BRAKE CABLE</p> <p>RH, LH</p> <p>Seria D01, D02 od 1.07.2005 36530-5K000 36531-5K000</p>  <p>L = 1620 mm</p> <p>SAW/119340</p> | <p>BRAKE CABLE</p> <p>LH</p> <p>Seria L01 10-18 36531-FJ501</p>  <p>L = 1095 mm</p> <p>SAW/119342</p> |
| <p>BRAKE CABLE</p> <p>RH</p> <p>Seria L01 10-18 36530-FJ501</p>  <p>L = 1620 mm</p> <p>SAW/119343</p> | <p>BRAKE CABLE</p> <p>RH, LH</p> <p>Seria D02 20-30do 30.06.2005 36530-6K000 36531-6K000</p>  <p>L = 1630 mm</p> <p>SAW/119346</p> |
| <p>BRAKE CABLE</p> <p>RH</p> <p>Seria L02 20-30 36530-FK001</p>  <p>L = 1720 mm</p> <p>SAW/119349</p> | <p>ADJUSTER CABLE</p> <p>Seria D01, J01, J01S 44215-00H00</p>  <p>SAW/112776</p> |

| | |
|---|--|
| <p>ADJUSTER CABLE</p>  <p>Seria L01, P1F1 10-18 44215-11H01</p> <p>SAW/119331</p> | <p>ADJUSTER CABLE</p>  <p>Seria H02, D02, L02 20-30 J02, J02S 44215-22H00</p> <p>SAW/119482</p> |
| <p>WASHER</p>  <p>Φ-20.3 mm H-4.8 mm</p> <p>Seria D01, L01, D02 J01, J01S, J02, J02S 44043-L0100</p> <p>SAW/112784</p> | <p>WASHER</p>  <p>Φ-30.5 mm H-3.8 mm</p> <p>Seria D02, L02 20-30 OD 1.07.2005 44043-50H05</p> <p>SAW/118180</p> |
| <p>BRAKE MASTER CYLINDER</p>  <p>Seria L01 46010-FJ100</p> <p>SAW/118812</p> | <p>BRAKE MASTER CYLINDER</p>  <p>Seria D01 46010-5K000</p> <p>SAW/118813</p> |
| <p>BRAKE MASTER CYLINDER</p>  <p>Seria D02 46010-6K000</p> <p>SAW/118814</p> | <p>ADJUSTER</p> <p>LH</p>  <p>Seria D01, L01 10-18 J01, J01S 44201-00H00</p> <p>SAW/117824</p> |
| <p>ADJUSTER</p> <p>RH</p>  <p>Seria D01, L01 10-18 J01, J01S 44200-00H00</p> <p>SAW/117825</p> | <p>ADJUSTER</p> <p>RH</p>  <p>Seria H02, J02, D02 20-30 Do 30.06.2005, J02, J02S 44200-22H00</p> <p>SAW/118176</p> |

BRAKE NISSAN

| | |
|---|--|
| <p>ADJUSTER</p>  <p>LH</p> <p>Seria H02, J02, D02 20-30 DO 30.06.2005, J02, J02S 44201-22H00</p> <p>SAW/118177</p> | <p>GUIDE CABLE</p>  <p>Seria D01, L01 10-18 J01, J01S 44165-L0100</p> <p>SAW/112878</p> |
| <p>GUIDE CABLE</p>  <p>Seria H02, D02, L02 20-30 J02, J02S 44025-22H00</p> <p>SAW/118175</p> | <p>SPRING</p>  <p>LH</p> <p>Seria D01, L01 10-18 J01, J01S 44214-00H10</p> <p>SAW/112820</p> |
| <p>SPRING</p>  <p>Seria H02, J02, D02, L02 20-30 J02, J02S 44039-22H00</p> <p>SAW/112821</p> | <p>SPRING</p>  <p>LH</p> <p>Seria H02, J02, D02, L02 20-30 J02, J02S 44214-22H01</p> <p>SAW/112825</p> |
| <p>SPRING</p>  <p>Tyt</p> <p>Seria H02, J02, D02, L02 20-30 J02, J02S 44090-22H00</p> <p>SAW/112826</p> | <p>SPRING</p>  <p>Seria D01, L01, J01, J02, P1F1 D02-->DO 05.2005 44083-00H00</p> <p>SAW/112827</p> |
| <p>SPRING</p>  <p>Seria D01, L01, J01, J01S 44090-L1400 44070-L0100</p> <p>SAW/112829</p> | <p>SPRING</p>  <p>Seria D01, L01 10-18 J01, J01S 44039-00H00</p> <p>SAW/112830</p> |

BRAKE NISSAN

| | |
|--|---|
| <p>SPRING</p>  <p>Seria D01, L01 10-18 J01, J01S 44147-00H00</p> <p>SAW/112841</p> | <p>SPRING</p> <p>RH</p>  <p>Seria D01, L01 10-18 J01, J01S 44214-00H00</p> <p>SAW/112842</p> |
| <p>SPRING</p> <p>Przód</p>  <p>Seria H02, J02, D02, L02 20-30 J02, J02S 44090-22H10</p> <p>SAW/112933</p> | <p>SPRING</p>  <p>Seria H02, D02, L02 20-30 J02, J02S 44147-22H00</p> <p>SAW/113817</p> |
| <p>SPRING</p> <p>RH</p>  <p>Seria H02, J02, D02 L02 20-30 J02, J02S 44214-22H00</p> <p>SAW/118116</p> | <p>SPRING</p>  <p>Seria D02, L02, P1F2 od 1.07.2005 44083-FK000</p> <p>SAW/119336</p> |
| <p>PIN</p>  <p>Seria D01, L01 10-18 J01, J01S, J02, J02S 44081-L1400</p> <p>SAW/112849</p> | <p>PIN</p>  <p>Seria D02, L02 20-30 Od 1.07.2005 44025-L1101</p> <p>SAW/118171</p> |
| <p>BRAKE SHOE</p>  <p>LH, RH</p> <p>44060-00H60 44070-11H13</p> <p>SAW/112856</p> | <p>BRAKE SHOE</p>  <p>LH, RH</p> <p>Seria J02, J02S 44070-22H16 44060-22H06</p> <p>SAW/112858</p> |


BRAKE NISSAN

BRAKE SHOE













44071L1100







SAW/112861

| | |
|---|--|
| <p>TIE-ROD</p>  <p>Seria D02S 07.2005-12.2007 48512-6K00A</p> <p>SAW/120216</p> | <p>TIE-ROD</p>  <p>Seria D02A 48512-FA201</p> <p>SAW/119255</p> |
| <p>TIE-ROD</p>  <p>Seria D01 10-18 do 31.05.2005 48512-FA001</p> <p>SAW/119258</p> | <p>TIE-ROD</p>  <p>Seria D01 OLD MODEL 48512-FA000</p> <p>SAW/119254</p> |
| <p>TIE-ROD</p>  <p>Seria D01 10-18 do 31.05.2005 48512-FA000</p> <p>SAW/119257</p> | <p>TIE-ROD</p>  <p>Seria D01S 06.2005-12.007 48511-5K00A</p> <p>SAW/120220</p> |
| <p>TIE-ROD</p>  <p>Seria D02B 20-32 od.07.2006 L02, P1F2 20-32 48511-FK001</p> <p>SAW/119252</p> | <p>TIE-ROD</p>  <p>Seria D02B 20-32 od 07.2006 L02, P1F2 20-35 48512-FK001</p> <p>SAW/119253</p> |
| <p>TIE-ROD</p>  <p>Seria D01, L01 10-18 od 01.06.2005 48511-FJ101</p> <p>SAW/119256</p> | <p>BEARING</p>  <p>Seria D01 10-18 do 31.05.2005 40016-L1400</p> <p>SAW/119372</p> |

| | |
|--|---|
| <p>BEARING</p>  <p>Seria D01, L01 10-18 od 1.06.20015 40016-FJ100</p> <p>SAW/119376</p> | <p>BEARING</p>  <p>Seria D02 20-33 do 06.2005 J02, J02S 40016-14H00</p> <p>SAW/119388</p> |
| <p>BEARING</p>  <p>Seria D02, L02 20-33 Od 1.07.2005 40016-FK000</p> <p>SAW/119391</p> | <p>BEARING</p>  <p>Seria D01A, D01B, L01, P1F1, J01 40030-L1400</p> <p>SAW/115378</p> |
| <p>BEARING</p>  <p>Seria D02A, D02B, L02, P1F2, J02 40030-L1100</p> <p>SAW/115379</p> | <p>BEARING</p> <p>Brak zdjęcia</p> <p>Seria D01, L01 48544-51K02 48544-FB00A</p> <p>SAW/115458</p> |
| <p>BEARING</p> <p>Brak zdjęcia</p> <p>Seria D02 20-32, L02, P1F2 20-35 48544-6K000 48544-FB30A</p> <p>SAW/118920</p> | <p>BEARING</p> <p>Wymiary: 17x30x10/14</p>  <p>Seria D01A, D01B, D01S 48544-51K02</p> <p>SAW/120032</p> |
| <p>NUT</p>  <p>Seria D01, L01, P1F1 D02, L02, P1F2 40224-02K00</p> <p>SAW/119296</p> | <p>BUSHING</p>  <p>Seria J01, J01S, J02, J0S 40005-50K02 40005-50K01</p> <p>SAW/120067</p> |









| | |
|---|---|
| <p>BUMPER</p>  <p>Seria D01 od 1.06.2005 L01, P1F1 40005-FJ100</p> <p>SAW/119306</p> | <p>BUMPER</p>  <p>Seria D02 20-32 od 1.07.2005 L02, P1F2 20-35 40005-FK000</p> <p>SAW/119307</p> |
| <p>PIN</p>  <p>Seria D01, D02 48514-FA200</p> <p>SAW/119260</p> | <p>PIN</p>  <p>Seria D01 48513-0G002</p> <p>SAW/119261</p> |
| <p>PIN</p>  <p>Seria D01, L01, D02, L02, P1F2 48513-FJ100</p> <p>SAW/119263</p> | <p>PIN</p>  <p>Seria D02A 48513-FA200</p> <p>SAW/119266</p> |
| <p>PIN</p>  <p>Seria D02, L02, P1F2 48513-FK000</p> <p>SAW/119269</p> | <p>KING PIN</p> <p>Φ-25; L-196 mm LH/RH</p> <p>Seria D01A 10-18 40022-2G000</p>  <p>SAW/119301</p> |
| <p>KING PIN</p> <p>Φ-30; L-194 mm LH/RH</p> <p>Seria D02A 20-32 40022-0G000</p>  <p>SAW/119302</p> | <p>KING PIN</p> <p>Φ-25; L-174 mm LH/RH</p> <p>Seria L01, P1F1, D01B 10-18 40022-FJ101</p>  <p>SAW/119303</p> |

STEERING NISSAN











| | |
|--|---|
| <p>KING PIN</p>  <p>Φ-30; L-194 mm LH/RH</p> <p>Seria D02B 20-32, L02, P1F2 20-35 40022-FK000</p> <p>SAW/119304</p> | <p>BOLT</p>  <p>Seria J01, D01 10-18 40222-A0800</p> <p>SAW/112574</p> |
| <p>BOLT</p>  <p>Seria J02, D02 20-32 do 07.2005 40222-14H00</p> <p>SAW/119291</p> | <p>BOLT</p>  <p>Seria D01, L01, D02 L02, P1F1, P1F2 40222-FJ100</p> <p>SAW/119299</p> |
| <p>BOLT</p>  <p>Seria L02, P1F2 40222-FK400 40222-FK401</p> <p>SAW/119759</p> | <p>NUT</p>  <p>Seria L02, P1F2 43224-T5400</p> <p>SAW/119760</p> |
| <p>COLLAR</p>  <p>Seria D01A 49534-5K000</p> <p>SAW/119270</p> | <p>COLLAR</p>  <p>Seria D01, L01, P1F1 49534-FJ101</p> <p>SAW/119271</p> |
| <p>COLLAR</p>  <p>Seria D02A 49534-6K000</p> <p>SAW/119272</p> | <p>COLLAR</p>  <p>Seria D02B, L02, P1F2 49534-FK000</p> <p>SAW/119273</p> |

STEERING NISSAN

| | |
|--|---|
| <p>COLLAR</p>  <p>Seria D01, L01 48594-FJ100</p> <p>SAW/119281</p> | <p>COLLAR</p>  <p>Φ-17 mm X-24 mm H-21,8 mm</p> <p>Seria D02S 07.2005-12.2007 49534-6K00A</p> <p>SAW/120218</p> |
| <p>COLLAR</p>  <p>Φ-17 mm X-24 mm H-18 mm</p> <p>Seria D01S 06.2005-12.2007 49534-5K00A</p> <p>SAW/120221</p> | <p>SEAL</p>  <p>Seria D01 od 1.06.05 L01 48525-FJ100</p> <p>SAW/119276</p> |
| <p>SEAL</p>  <p>Seria D002 od 1.07.05 L02, P1F2 20-35 48525-FK000</p> <p>SAW/119279</p> | <p>OIL SEAL</p>  <p>Seria D01,L01,P1F1,J01 J02, D02 20-32 do 06.05 40227-02K00</p> <p>SAW/119290</p> |
| <p>OIL SEAL</p>  <p>Seria D02 20-32 od 1.07.05 L02, P1F2 40227-FK000</p> <p>SAW/119294</p> | <p>SEAL</p>  <p>Seria L01, P1F1, D01 10-18 D02, L02, P1F2 48522-FJ101</p> <p>SAW/119621</p> |
| <p>SEAL</p>  <p>Seria D01 do 31.05.2005 Seria J02, D02 do 06.2005 48522-00H00</p> <p>SAW/119622</p> | <p>OIL SEAL</p>  <p>D02, L02, P1F2 J02, J02S 40024-L1100</p> <p>SAW/119624</p> |










| | |
|---|--|
| <p>SEAL</p>  <p>Seria D01,L01,P1F1 J01,J01S 10-18 40024-L1400</p> <p>SAW/119732</p> | <p>HUB CAP</p>  <p>Seria D01A, D02A, J01, J01S, J02S 40292-L1100</p> <p>SAW/119293</p> |
| <p>HUB CAP</p>  <p>Seria D01B, L01, P1F1 D02B, L02, P1F2 40292-FJ100</p> <p>SAW/119298</p> | <p>REPAIR KIT</p>  <p>Seria D02S 07.2005-12.2007</p> <p>SAW/120215</p> |
| <p>REPAIR KIT</p>  <p>Seria D01S</p> <p>SAW/119769</p> | <p>REPAIR KIT</p>  <p>Seria 1D1S, L01</p> <p>SAW/119770</p> |
| <p>REPAIR KIT</p>  <p>Seria D02S</p> <p>SAW/119771</p> | <p>REPAIR KIT</p>  <p>Seria 1D2S, L02</p> <p>SAW/119772</p> |
| <p>REPAIR KIT</p>  <p>Seria D01S 06.2005-12.2007</p> <p>SAW/120219</p> | |

HYDRAULIC & MAST NISSAN

| | |
|--|---|
| <p>CHAIN</p> <p>2x3 1 1/4" (31.75 mm)</p> <p>BL1023</p>  <p>SAW/111116</p> | <p>CHAIN</p> <p>3x4 5/8" (15,875mm)</p> <p>BL534</p>  <p>SAW/111117</p> |
| <p>CHAIN</p> <p>3x4 3/4" (19,05mm)</p> <p>BL634</p>  <p>SAW/111119</p> | <p>CHAIN</p> <p>2x3 1" (25,4mm)</p> <p>BL823</p>  <p>SAW/111121</p> |
| <p>CHAIN</p> <p>3x4 1" (25,4mm)</p> <p>BL834</p>  <p>SAW/111123</p> | <p>CHAIN</p> <p>Układ płytek: 4x4 Podziałka łańcucha: 5/8" (15,875mm)</p> <p>BL544</p>  <p>SAW/111125</p> |
| <p>CHAIN</p> <p>Układ płytek: 4x6 Podziałka łańcucha: 5/8" (15,875mm)</p> <p>BL546</p>  <p>SAW/111126</p> | <p>CHAIN</p> <p>3x4 1 1/4" (31,75mm)</p> <p>BL1034</p>  <p>SAW/111127</p> |
| <p>CHAIN</p> <p>Układ płytek: 4x4 Podziałka łańcucha: 3/4" (19,05mm)</p> <p>AL644</p>  <p>SAW/111271</p> | <p>CHAIN</p> <p>Układ płytek: 6x6 Podziałka łańcucha 5/8" (15,875mm)</p> <p>BL566</p>  <p>SAW/117335</p> |











HYDRAULIC & MAST

NISSAN

| | |
|---|--|
| <p>CHAIN</p> <p>Układ płytek: 2x2 Podziałka łańcucha: 3/4" (19,05mm)</p> <p>BL622</p>  <p>SAW/117336</p> | <p>CHAIN</p> <p>Układ płytek: 2x3 Podziałka łańcucha: 3/4" (19,05mm)</p> <p>BL623</p>  <p>SAW/117337</p> |
| <p>CHAIN</p> <p>Układ płytek: 4x4 Podziałka łańcucha: 3/4" (19,05mm)</p> <p>BL644</p>  <p>SAW/117338</p> | <p>CHAIN</p> <p>Układ płytek: 4x6 Podziałka łańcucha: 3/4" (19,05mm)</p> <p>BL646</p>  <p>SAW/117339</p> |
| <p>CHAIN</p> <p>Układ płytek: 6x6 Podziałka łańcucha: 3/4" (19,05mm)</p> <p>BL666</p>  <p>SAW/117340</p> | <p>CHAIN</p> <p>4X4 1" (25,4 mm)</p> <p>BL844</p>  <p>SAW/117391</p> |
| <p>CHAIN</p> <p>4X6 1" (25,4 mm)</p> <p>BL846</p>  <p>SAW/119055</p> | <p>CHAIN HYDRAULIC PUMP</p>  <p>Silnik H20, H25 12352-00H00</p> <p>SAW/120457</p> |
| <p>CHAIN HYDRAULIC PUMP</p>  <p>Silnik K15, K21, K25 12352-GX11A</p> <p>SAW/120458</p> | <p>GEAR</p>  <p>Silnik K15, K21, K25 12353-FU400</p> <p>SAW/120459</p> |

HYDRAULIC & MAST

NISSAN

| | |
|---|--|
| <p>GEAR</p>  <p>Silnik H20, H25 12353-50K00</p> <p>SAW/120460</p> | <p>FITTING, HYDRAULIC</p>  <p>1/2" 9/16" UNF FOR 3 AND 4 VALVE</p> <p>SAW/119477</p> |
| <p>SHIM</p>  <p>Φ-30 mm φ-20 mm H-4 mm 48594-FK000</p> <p>SAW/119481</p> | <p>MAST ROLLER</p>  <p>25X47X30 59532-FF000 59532-L2901</p> <p>SAW/119409</p> |
| <p>MAST ROLLER</p>  <p>21.4X40X30 59532-L2601</p> <p>SAW/119436</p> | <p>MAST ROLLER</p>  <p>40X123.5X32X23 59117-20H11</p> <p>SAW/119400</p> |
| <p>MAST ROLLER</p>  <p>40X115.5X32X23 59117-20H01</p> <p>SAW/119401</p> | <p>MAST ROLLER</p>  <p>40X116X32X23 59117-20H02</p> <p>SAW/119402</p> |
| <p>MAST ROLLER</p>  <p>35X97X28X21 59117-00H00</p> <p>SAW/119403</p> | <p>MAST ROLLER</p>  <p>35X97.5X28X21 59117-00H01</p> <p>SAW/119404</p> |

HYDRAULIC & MAST

NISSAN

| | |
|--|--|
| <p>MAST ROLLER</p>  <p>35X98X28X21 59117-00H02</p> <p>SAW/119405</p> | <p>MAST ROLLER</p>  <p>35X105X28X21 59117-00H10</p> <p>SAW/119406</p> |
| <p>MAST ROLLER</p>  <p>35X105.5X28X21 59117-00H11</p> <p>SAW/119407</p> | <p>MAST ROLLER</p>  <p>35X106X28X21 59117-00H12</p> <p>SAW/119408</p> |
| <p>MAST ROLLER</p>  <p>59117-20H10</p> <p>SAW/120211</p> | <p>MAST ROLLER</p>  <p>59117-20H12</p> <p>SAW/120527</p> |
| <p>ROLLER</p>  <p>Φ-110X20 mm H-23 mm</p> <p>SAW/119054</p> | <p>DOUBLE ROLLER</p>  <p>Φ-120X20 mm H-46 mm</p> <p>SAW/119114</p> |
| <p>VALVE</p>  <p>3 AND 4 VALVE 69324-6K200</p> <p>SAW/115057</p> | <p>CHAIN PIN KIT</p>  <p>3x4 5/8" (15,875mm) BL534</p> <p>SAW/111130</p> |

HYDRAULIC & MAST NISSAN

| | |
|---|--|
| <p>CHAIN PIN KIT</p>  <p>3x4 3/4" (19,05mm) BL634</p> <p>SAW/111131</p> | <p>CHAIN PIN KIT</p>  <p>2x3 1" (24,5mm) BL823</p> <p>SAW/111132</p> |
| <p>CHAIN PIN KIT</p>  <p>3x4 1" (25,4mm) BL834</p> <p>SAW/111133</p> | <p>CHAIN PIN KIT</p>  <p>3x4 1 1/4" (31,75mm) BL1034</p> <p>SAW/111134</p> |
| <p>CHAIN PIN KIT</p>  <p>4 x 6 5/8" (15,875mm) BL546</p> <p>SAW/111135</p> | <p>CHAIN PIN KIT</p>  <p>6x6 3/4" (19,05mm) BL666</p> <p>SAW/117341</p> |
| <p>CHAIN PIN KIT</p>  <p>4x6 3/4" (19,05mm) BL646</p> <p>SAW/117342</p> | <p>CHAIN PIN KIT</p>  <p>4x4 3/4" (19,05mm) BL644</p> <p>SAW/117343</p> |
| <p>CHAIN PIN KIT</p>  <p>2x3 3/4" (19,05mm) BL623</p> <p>SAW/117344</p> | <p>CHAIN PIN KIT</p>  <p>2x2 3/4" (19,05mm) BL622</p> <p>SAW/117345</p> |

HYDRAULIC & MAST

NISSAN







| | |
|---|---|
| <p>CHAIN PIN KIT</p>  <p>6x6 5/8" (15,875mm) BL566</p> <p>SAW/117346</p> | <p>CHAIN PIN KIT</p>  <p>4x4 5/8" (15,875mm) BL544</p> <p>SAW/117347</p> |
| <p>CHAIN PIN KIT</p>  <p>4x4 3/4" (19,05mm) AL644</p> <p>SAW/117348</p> | <p>CHAIN PIN KIT</p>  <p>2x3 1 1/4" (31,75 mm) BL1023</p> <p>SAW/118613</p> |
| <p>PIN</p>  <p>Φ- 20 mm L-75 mm M-10X1,25</p> <p>SAW/119630</p> | <p>PIN</p>  <p>Φ-20 mm L-75 mm M-12X1,5</p> <p>SAW/119631</p> |
| <p>PIN</p>  <p>Φ-20 mm L-75 mm M-14X1,5</p> <p>SAW/119632</p> | <p>PIN</p>  <p>Seria D01A, D01B, D01B 58650-04H05</p> <p>SAW/119761</p> |
| <p>PIN</p>  <p>Seria D02A 58650-14H05</p> <p>SAW/119762</p> | <p>PIN</p>  <p>Seria L01 58650-FK115</p> <p>SAW/119763</p> |

HYDRAULIC & MAST

NISSAN

| | |
|---|---|
| <p>PIN</p>  <p>Seria L01, L02, P1F1, P1F2 58650-FK116</p> <p>SAW/119764</p> | <p>BUSHING</p>  <p>d-30 mm D-45 mm H-26 mm</p> <p>Seria D01S 58616-00H00</p> <p>SAW/119774</p> |
| <p>BUSHING</p>  <p>d-30 mm D-34 mm H-40 mm</p> <p>Seria D01S 58616-L5000</p> <p>SAW/119775</p> | <p>BUSHING</p>  <p>Seria D02S 58616-20H00</p> <p>SAW/119776</p> |
| <p>BUSHING</p>  <p>d-35 mm D-39 mm H-45 mm</p> <p>Seria D02S 58616-20H01</p> <p>SAW/119777</p> | <p>BUSHING</p>  <p>d-35 mm D-47 mm H-25 mm</p> <p>Seria L01 58616-FJ110</p> <p>SAW/119778</p> |
| <p>BUSHING</p>  <p>d-32 mm D-36 mm H-40 mm</p> <p>Seria L01 58616-FK010</p> <p>SAW/119779</p> | <p>TILT CYLINDER O/H KIT</p>  <p>Seria D01, L01, F1 58699-00H00</p> <p>SAW/119491</p> |
| <p>TILT CYLINDER O/H KIT</p>  <p>Seria D02 58699-51K00</p> <p>SAW/119492</p> | <p>TILT CYLINDER O/H KIT</p>  <p>Seria L02, F2 58699-FK010</p> <p>SAW/119493</p> |

HYDRAULIC & MAST NISSAN

| | |
|---|--|
| <p>POWER STEERING O/H KIT</p>  <p>Seria L01, 1F1 49599-FJ10C</p> <p>SAW/119798</p> | <p>POWER STEERING O/H KIT</p>  <p>Seria L02, 1F2 49599-FK00B</p> <p>SAW/119801</p> |
| <p>POWER STEERING O/H KIT</p>  <p>Seria D01S 49599-FA000</p> <p>SAW/119802</p> | <p>POWER STEERING O/H KIT</p>  <p>Seria D02S 49599-FA200</p> <p>SAW/119803</p> |
| <p>POWER STEERING O/H KIT</p>  <p>Seria 1D1S 49599-FB00A</p> <p>SAW/119804</p> | <p>POWER STEERING O/H KIT</p>  <p>Seria 1D2S 49599-FB30A</p> <p>SAW/119805</p> |











ALTERNATORS & STARTERS








NISSAN

| | |
|--|---|
| <p>ALTERNATOR</p>  <p>Silnik H20, H20-II, H25, K21, K25 23100-50K15</p> <p>SAW/115566</p> | <p>ALTERNATOR</p>  <p>Silnik H20, H20-II, H25, K21, K25 23100-FU410</p> <p>SAW/120343</p> |
| <p>STARTER</p>  <p>Silnik H20, H20-II, H25, H30, Z24, A15, J15 23300-K9160</p> <p>SAW/118827</p> | <p>STARTER</p>  <p>Silnik H20, A15, J15 23300-00H10 23300-00H11</p> <p>SAW/120282</p> |
| <p>STARTER</p>  <p>Silnik K15, K21, K25 23300-GS20B</p> <p>SAW/120417</p> | <p>STARTER</p>  <p>Silnik TD27, QD32, SD23 23300-6K200</p> <p>SAW/120418</p> |
| <p>STARTER</p>  <p>Silnik H20, H20II, H25, H30, Z24, A15, J15 23300-W9810</p> <p>SAW/120419</p> | <p>STARTER</p>  <p>Silnik H20 Stary typ 23300-00H10/ORG</p> <p>SAW/113718</p> |
| <p>STARTER</p>  <p>Silnik K15, K21, K25 23300-FU410</p> <p>SAW/118828</p> | <p>STARTER</p>  <p>Silnik TD27, SD23 23300-6K200</p> <p>SAW/118829</p> |











CHASSIS NISSAN





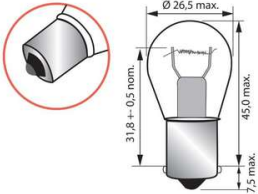
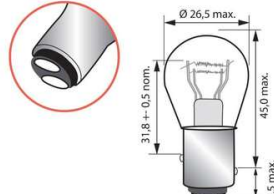
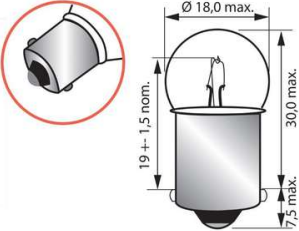
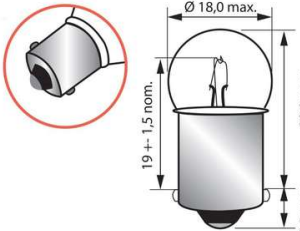
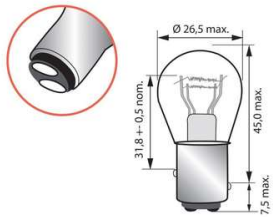

| | |
|---|---|
| <p>RIM</p> <p>Na oponę 5.00-8</p>  <p>SAW/113340</p> | <p>RIM</p> <p>Na oponę 6.00-9</p>  <p>SAW/113342</p> |
| <p>RIM</p> <p>Na oponę 6.50-10</p>  <p>SAW/113344</p> | <p>LAMP LENS</p> <p>Seria L02, D02, LX 26521-FK10A</p>  <p>SAW/118695</p> |
| <p>LAMP LENS</p> <p>26520-14H00 26520-50K02</p>  <p>SAW/118696</p> | <p>RED ZONE LIGHT</p> <p>LED 10-80V</p>  <p>SAW/120325</p> |
| <p>Lampa Red Zone</p> <p>10-80V</p>  <p>SAW/120431</p> | <p>LAMP</p> <p>BLUE LED 12V/24V</p>  <p>SAW/119206</p> |
| <p>LAMP</p> <p>BLUE LED 12V/24V</p>  <p>SAW/119207</p> | <p>BLUE SPOT LIGHT</p> <p>BLUE LED 12V/24V</p>  <p>SAW/119822</p> |

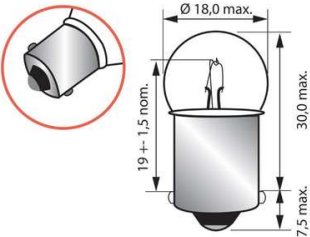
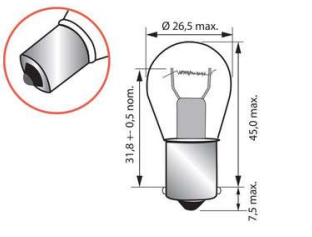
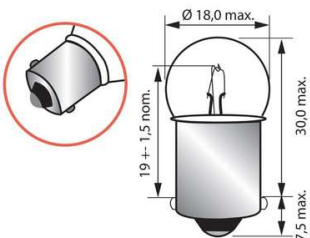
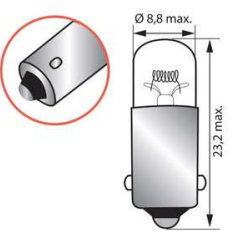
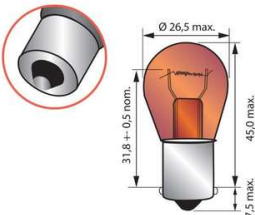
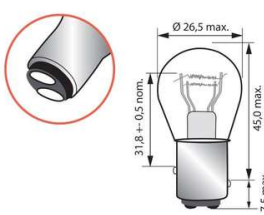
| | |
|--|---|
| <p>BLUE SPOT LIGHT</p>  <p>KOLOR NIEBIESKI LED 10-80V</p> <p>SAW/119826</p> | <p>LAMP</p>  <p>9xLED 10-80V</p> <p>SAW/120326</p> |
| <p>LAMP</p>  <p>Lampa 5-LED 12/24 V Wodoodporna Wstrząsoodporna</p> <p>SAW/119821</p> | <p>LAMP</p>  <p>Lampa 9-LED 12/24 V Wodoodporna Wstrząsoodporna</p> <p>SAW/119847</p> |
| <p>LAMP</p>  <p>27W, 6000K 12-60V</p> <p>SAW/120137</p> | <p>LAMP</p>  <p>26130-FE300</p> <p>SAW/118697</p> |
| <p>LAMP</p>  <p>160X128 mm 12/24V</p> <p>SAW/117474</p> | <p>LAMP</p>  <p>160x126 mm 24V</p> <p>SAW/119186</p> |
| <p>LAMP</p>  <p>160X128 mm 12/24V</p> <p>SAW/119249</p> | <p>LAMP</p>  <p>Lampa ostrzegawcza/ LED 12V/ 24V MAGNES</p> <p>SAW/119861</p> |

| | |
|---|--|
| <p>LAMP</p>  <p>10W 10-48V</p> <p>SAW/120115</p> | <p>LAMP</p>  <p>Kolor pomarańczowy 12-80V</p> <p>SAW/120289</p> |
| <p>LAMP</p>  <p>12/24V</p> <p>SAW/120888</p> | <p>LAMP</p>  <p>26550-FK100</p> <p>SAW/118698</p> |
| <p>LAMP</p>  <p>Seria J01, J02 26550-0K000</p> <p>SAW/118699</p> | <p>NIPPLE</p>  <p>G- M6x1 Kąt 45 stopni NISSAN</p> <p>SAW/117777</p> |
| <p>NIPPLE</p>  <p>M10x1 H-25 mm 45 stopni NISSAN</p> <p>SAW/117778</p> | <p>NIPPLE</p>  <p>G-M8x1 Kąt 45 stopni NISSAN</p> <p>SAW/117779</p> |
| <p>GAS SPRING</p>  <p>Seria L01, L02, P1F1, P1F2 65320-FK100</p> <p>SAW/119864</p> | <p>GAS SPRING</p>  <p>Seria D01S, 1D1S, D02S, 1D2S 65320-FA300</p> <p>SAW/119865</p> |

CHASSIS NISSAN

| | |
|--|---|
| <p>BUZZER ASSY, BACK</p>  <p>12V-36V</p> <p>NISSAN</p> <p>SAW/118245</p> | <p>BUZZER ASSY, BACK</p>  <p>12V-80V</p> <p>SAW/120091</p> |
| <p>BUZZER ASSY, BACK</p>  <p>SAW/119788</p> | <p>FUEL HOSE</p>  <p>Φ- 3.2 0.2 MPa -30°C / +100°C GAS, OIL, WATER</p> <p>SAW/119946</p> |
| <p>FUEL HOSE</p>  <p>Φ- 4 0.2 MPa -30°C / +100°C GAS, OIL, WATER</p> <p>SAW/119947</p> | <p>FUEL HOSE</p>  <p>Φ-05 1.0 MPa -30°C / +100°C OIL, GAS, WATER</p> <p>SAW/119948</p> |
| <p>FUEL HOSE</p>  <p>Φ-0.6 1.0 MPa -30°C / +100°C GAS, OIL, WATER</p> <p>SAW/119949</p> | <p>FUEL HOSE</p>  <p>Φ-0.8 1.0 MPa -30°C / +100°C GAS, OIL, WATER</p> <p>SAW/119950</p> |
| <p>FUEL HOSE</p>  <p>Φ- 10 1.0 MPa -30°C / +100°C GAS, OIL, WATER</p> <p>SAW/119951</p> | <p>FUEL HOSE</p>  <p>Φ- 14 1.0 MPa -30°C / +100°C GAS, OIL, WATER</p> <p>SAW/119952</p> |

| | |
|---|--|
| <p>FUEL HOSE</p>  <p> Φ- 12 1.0 MPa -30°C / +100°C GAS, OIL, WATER </p> <p>SAW/119955</p> | <p>LPG HOSE</p>  <p> Φ- 19 0.45 MPa -25°C / +125°C GAS </p> <p>SAW/119967</p> |
| <p>LPG HOSE</p>  <p> Φ- 16 0.45 MPa -25°C / +125°C GAS </p> <p>SAW/119968</p> | <p>HOSE</p>  <p> Φ-16 0.4 MPa -40°C / +120°C WATER </p> <p>SAW/119953</p> |
| <p>BULB</p>  <p>24V 21W</p> <p>SAW/119750</p> | <p>BULB</p>  <p>48V 25/10W</p> <p>SAW/119751</p> |
| <p>BULB</p>  <p>48V 10W</p> <p>SAW/119752</p> | <p>BULB</p>  <p>24V 5W</p> <p>SAW/119753</p> |
| <p>BULB</p>  <p>24V 21/5W</p> <p>SAW/119754</p> | <p>BULB</p>  <p>48V 25W</p> <p>SAW/119755</p> |

| | |
|---|---|
| <p>BULB</p>  <p>12V 10W</p> <p>SAW/119832</p> | <p>BULB</p>  <p>12V 21W</p> <p>SAW/119833</p> |
| <p>BULB</p>  <p>12V 5W</p> <p>SAW/119834</p> | <p>BULB</p>  <p>12V 2W</p> <p>SAW/119835</p> |
| <p>BULB</p>  <p>12V 21W Pomarańczowa</p> <p>SAW/119836</p> | <p>BULB</p>  <p>12V 21/5W</p> <p>SAW/119837</p> |

FILTERS

NISSAN

| | |
|---|--|
| <p>LPG FILTER</p>  <p>Φ-24 mm φ-16 mm H-50 mm</p> <p>SAW/111283</p> | <p>HYDRAULIC FILTER</p>  <p>Seria J01, J02, D01, D02 69220-6K200</p> <p>SAW/118745</p> |
| <p>HYDRAULIC FILTER</p>  <p>Seria J01, J02, D01, D02, H02 69270-L1100</p> <p>SAW/118746</p> | <p>HYDRAULIC FILTER</p>  <p>Seria J01, J02, H02, D01, D02 31728-40K00</p> <p>SAW/118748</p> |
| <p>HYDRAULIC FILTER</p>  <p>Seria J01, J02 58396-47601</p> <p>SAW/118749</p> | <p>HYDRAULIC FILTER</p>  <p>Seria L02 31728-FJ10A</p> <p>SAW/118802</p> |
| <p>OIL FILTER</p>  <p>Seria D01, D02, J01, J02 Silnik TD27 15208-43G00</p> <p>SAW/118764</p> | <p>OIL FILTER</p> <p>3/4"-16 UNF</p>  <p>Seria D, L, P Silnik H20-II, H25, K21, K25, K15 15208-01B01</p> <p>SAW/118769</p> |
| <p>OIL FILTER</p> <p>3/4"- 16 UNF</p>  <p>Silnik J15,H15,20,25,30,A15</p> <p>SAW/118770</p> | <p>OIL FILTER</p> <p>1"- 12 UNF</p>  <p>Seria L02 Silnik 33L4C 15208-FM000</p> <p>SAW/118771</p> |

FILTERS

NISSAN

| | |
|---|---|
| <p>OIL FILTER</p>  <p>M20x1,5</p> <p>Seria L01, P1F1 Silnik 25L4C, S4Q2 15208-FL000</p> <p>SAW/118774</p> | <p>OIL FILTER</p>  <p>3/4"-16 UNF</p> <p>Seria D01, D02, P1F2 Silnik QD32 15208-43G0A</p> <p>SAW/118766</p> |
| <p>FUEL FILTER</p>  <p>3/4"-16 UNF M10X1,5</p> <p>Seria D01, D02, J01, J02 Silnik TD27 16405-T9005</p> <p>SAW/118787</p> | <p>AIR FILTER</p>  <p>Seria J01 16546-42K00</p> <p>SAW/111353</p> |
| <p>AIR FILTER</p>  <p>Seria H01 16546-05H10 16546-00H10</p> <p>SAW/111356</p> | <p>AIR FILTER</p>  <p>Seria L01, L02 16546-FK300</p> <p>SAW/118409</p> |
| <p>AIR FILTER</p>  <p>Seria D01B, D02B Silnik QD32 16546-FA00A</p> <p>SAW/118410</p> | <p>AIR FILTER</p>  <p>Seria L01, L02 16546-FJ100</p> <p>SAW/118415</p> |
| <p>AIR FILTER</p>  <p>Seria J02, PJ02, FJ02 16546-40K00</p> <p>SAW/118418</p> | <p>AIR FILTER</p>  <p>Seria J01, J02, D01, D02 16546-16000</p> <p>SAW/118423</p> |

FILTERS

NISSAN

AIR FILTER



Φ-68x113 mm
H-250 mm

Seria J01, J02, D01, D02
16546-FA01A

SAW/118755

CONNECTORS

NISSAN

| | |
|---|--|
| <p>SOCKET</p>  <p>DIN.320A/70</p> <p>SAW/120322</p> | <p>SOCKET</p>  <p>DIN.320A/70 REMA/95605-01</p> <p>SAW/214656</p> |
| <p>SOCKET</p>  <p>DIN.80A/25</p> <p>SAW/120320</p> | <p>SOCKET</p>  <p>DIN.320A/70</p> <p>SAW/120321</p> |
| <p>SOCKET</p>  <p>DIN.160A/50</p> <p>SAW/120323</p> | <p>SOCKET</p>  <p>DIN.80A/35 REMA/95309-01</p> <p>SAW/214652</p> |
| <p>SOCKET</p>  <p>DIN.160A/50 REMA/95017-01</p> <p>SAW/214654</p> | <p>HANDLE</p>  <p>DIN.160/320A REMA/95066-68</p> <p>SAW/214657</p> |
| <p>HANDLE</p>  <p>FLAT 160,175,320,350 UNIWERSAL REMA/78297-22</p> <p>SAW/214671</p> | <p>PLUG</p>  <p>DIN.80A/25</p> <p>SAW/120317</p> |

CONNECTORS

NISSAN

| | |
|--|--|
| <p>PLUG</p>  <p>DIN.320A/70</p> <p>SAW/120318</p> | <p>PLUG</p>  <p>DIN.160A/50</p> <p>SAW/120319</p> |
| <p>PLUG</p>  <p>DIN.80A/25 REMA/95199-00</p> <p>SAW/214651</p> | <p>PLUG</p>  <p>DIN.160A/50 REMA/95044-01</p> <p>SAW/214653</p> |
| <p>PLUG</p>  <p>DIN.320A/70 REMA/95505-01</p> <p>SAW/214655</p> | <p>CONNECTOR</p>  <p>FLAT 380A 80V BLACK</p> <p>SAW/120379</p> |
| <p>CONNECTOR</p>  <p>SAW/120382</p> | <p>CONNECTOR</p>  <p>FLAT 350A 24V RED</p> <p>SAW/120383</p> |
| <p>CONNECTOR</p>  <p>FLAT 160A/50 24V RED REMA/78036-00</p> <p>SAW/214658</p> | <p>CONNECTOR</p>  <p>FLAT 160A/50 36V GREY REMA/78028-00</p> <p>SAW/214659</p> |

CONNECTORS NISSAN

| | |
|--|--|
| <p>CONNECTOR</p>  <p>FLAT 160A/50 48V Blue REMA/78030-00</p> <p>SAW/214660</p> | <p>CONNECTOR</p>  <p>FLAT 320A/70 24V RED REMA/78341-00</p> <p>SAW/214661</p> |
| <p>CONNECTOR</p>  <p>FLAT 320A/70 36V GREY REMA/78331-00</p> <p>SAW/214662</p> | <p>CONNECTOR</p>  <p>FLAT 320A/70 48V BLUE REMA/78336-00</p> <p>SAW/214663</p> |
| <p>CONNECTOR</p>  <p>FLAT 320A/70 80V BLACK REMA/78350-00</p> <p>SAW/214664</p> | <p>CONNECTOR</p>  <p>FLAT 350A/70 24V RED REMA/78308-00</p> <p>SAW/214665</p> |
| <p>CONNECTOR</p>  <p>FLAT 350A/70 36V GREY REMA/78300-00</p> <p>SAW/214666</p> | <p>CONNECTOR</p>  <p>FLAT 350A/70 48V BLUE REMA/78304-00</p> <p>SAW/214667</p> |
| <p>CONNECTOR</p>  <p>FLAT 175A/50 24V RED REMA/78236-00</p> <p>SAW/214668</p> | <p>CONNECTOR</p>  <p>FLAT 175A/50 36V GREY REMA/78220-00</p> <p>SAW/214669</p> |

CONNECTORS

NISSAN

CONNECTOR



FLAT 175A/50 48V
BLUE
REMA/78224-00

SAW/214670

CONNECTOR



FLAT 160A 80V
BLACK

SAW/214766

CONNECTING ROD BEARINGS

NISSAN



| Kod | Silnik | Wymiar | Nr.oryginalny |
|------------|------------------------|--------|---------------------|
| SAW/119711 | H20,H20-II,K15,K21,K25 | STD | 12111-D2800(NISSAN) |
| SAW/119715 | TD27 | STD | 12111-43G00(NISSAN) |
| SAW/119710 | H20,H20-II,K15,K21,K25 | 0,25 | 12114-D2800(NISSAN) |
| SAW/119712 | H25 | 0,25 | 12117-85G00(NISSAN) |
| SAW/119713 | H25 | STD | 12111-85G00(NISSAN) |
| SAW/119714 | TD27 | 0,25 | 12117-43G01(NISSAN) |

PISTON RING SETS

NISSAN



| Kod | Silnik | Wymiar | Nr.oryginalny |
|------------|---------|--------|---------------------|
| SAW/119699 | K21,K25 | STD | 12033-4E110(NISSAN) |
| SAW/116789 | TD27 | STD | 12033-6T010(NISSAN) |
| SAW/119693 | H20 | STD | 12033-50K00(NISSAN) |
| SAW/119700 | K21,K25 | STD | 12033-AE003(NISSAN) |
| SAW/119692 | H20 | 0,50 | 12035-50K00(NISSAN) |
| SAW/116790 | H25 | STD | 12033-60K00(NISSAN) |
| SAW/119694 | H25 | 0,50 | 12035-60K00(NISSAN) |
| SAW/119697 | K21,K25 | 0,50 | 12036-4E110(NISSAN) |
| SAW/119696 | K15 | STD | 12033-FU310(NISSAN) |
| SAW/119698 | K21,K25 | 0,50 | 12036-GS00A(NISSAN) |
| SAW/119695 | K15 | 0,50 | 12035-FU312(NISSAN) |
| SAW/119701 | TD27 | 0,50 | 12033-6T011(NISSAN) |

PISTON SETS

NISSAN



| Kod | Silnik | Wymiar | Nr.oryginalny |
|------------|------------------------|--------|---------------------|
| SAW/119683 | TD27(NEW_MODEL) | STD | 12010-GT005(NISSAN) |
| SAW/119680 | K25(OLD_MODEL) | STD | 12010-FU520(NISSAN) |
| SAW/119668 | H20-II/H-20(NEW_MODEL) | 0,50 | 12010-50K70(NISSAN) |
| SAW/119674 | K21(OLD_MODEL) | 0,50 | 12010-FU470(NISSAN) |
| SAW/119671 | H25 | STD | 12010-60K00(NISSAN) |
| SAW/119681 | K25(NEW_MODEL) | STD | 12010-GS10A(NISSAN) |
| SAW/119670 | H25 | 0,50 | 12010-60K70(NISSAN) |
| SAW/119669 | H20-II/H20(NEW_MODEL) | STD | 12010-50K00(NISSAN) |
| SAW/119673 | K15 | STD | 12010-FU320(NISSAN) |
| SAW/119675 | K21(NEW_MODEL) | 0,50 | 12010-GS07A(NISSAN) |
| SAW/119672 | K15 | 0,50 | 12010-FU310(NISSAN) |
| SAW/119678 | K25(OLD_MODEL) | 0,50 | 12010-FU570(NISSAN) |
| SAW/119676 | K21(OLD_MODEL) | STD | 12010-FU420(NISSAN) |
| SAW/119679 | K25(NEW_MODEL) | 0,50 | 12010-GS17A(NISSAN) |
| SAW/119677 | K21(NEW_MODEL) | STD | 12010-GS00A(NISSAN) |
| SAW/119682 | TD27(NEW_MODEL) | 0,50 | 12010-6T010(NISSAN) |

VALVES NISSAN



| Kod | Silnik | Wymiar | Nr.oryginalny |
|------------|------------|--------------|---------------------|
| SAW/119728 | TD27 | 43.5x8x117.2 | 13201-43G01(NISSAN) |
| SAW/119902 | | | |
| SAW/119903 | H25,H20-II | 35.1x7x109.7 | 13201-50K00(NISSAN) |
| SAW/119899 | K25 | 32.1x7x99.2 | 13202-FU400 |
| SAW/119900 | K25 | 38.1x7x99.2 | 13201-FY500(NISSAN) |
| SAW/119729 | TD27 | 38x8x117.2 | 13202-43G01(NISSAN) |